

Enabling Cookies

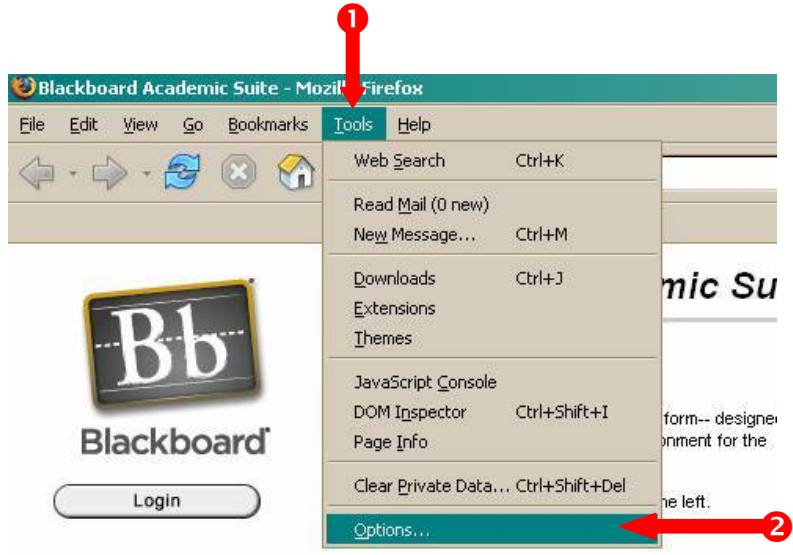
Operating System: Windows XP

Browser: Firefox rv. 1.8.0.4

* Different versions of will appear slightly differently

Step 1: 1 → In Firefox, select **Tools** on the menu bar.

Step 2: 2 → On the dropdown, select **Options...**

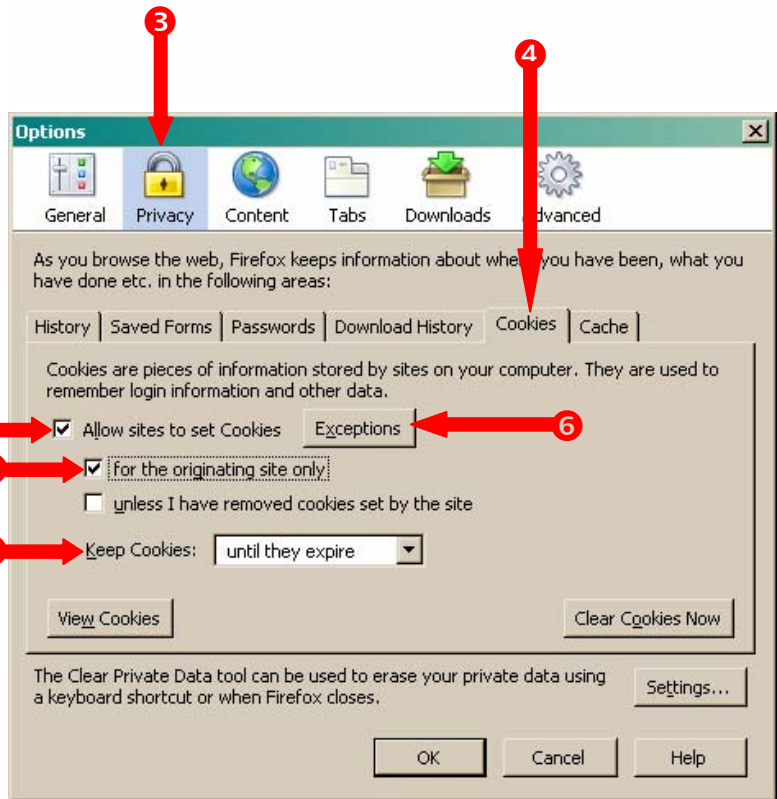



Step 3: 3 → In the Options window, click on the **Privacy** icon.

Step 4: 4 → Click on the **Cookies** tab.


Step 5: 5 → Set the following:
a- **Allow sites to set cookies**
b- **For the originating site only**
c- **Keep Cookies: until they expire**

Step 6: 6 → Click the **Exceptions** button



Step 7:  In the Address of web site: field, type **http://*.***

Step 8:  Click on **Allow**

Step 9:  Once you click Allow, the **Site** box should show ***.*** and the Status should show **Allow**

Step 10:  Click **Close**

